

Finessing Your iPhone

Calls

Silence Unknown Callers

Anyone not in your contacts is automatically sent to voicemail

- *Settings → Phone → Silence Unknown Callers*

Live VoiceMail

Transcribes voicemails in real time, and provides the option to answer the call while voicemail is being left.

- *Settings → Phone → Live Voicemail*

Typing & Texting


Keyboard as a Trackpad

Tap and hold the spacebar on any keyboard screen, then move in any direction to fine tune the cursor location

QuickPath

On any keyboard screen, tap and hold the first letter, and then move to the next letter without removing your finger from the keyboard

Edit or Unsend iMessages

In the Messages app, tap and hold the message bubble  → Undo Send (<2 min) or Edit (<15 min)

Type to Siri

For when you don't want anyone to hear what you're asking Siri

- *Settings → Accessibility → Siri → Type to Siri ON*
- Select *Prefer Silent Responses* to have Siri respond with text

"I'm at"

Quickly share your location. In the Messages app, type "I'm at" → Tap **Current Location**. (Location services must be ON)

One Handed Keyboard Use

On any keyboard screen, tap the globe or emoji icon → tap the left or right keyboard icon

Text Replacements

Ideal for frequent misspellings or commonly used phrases (e.g. WPL → Wheaton Public Library)

- *Settings → General → Keyboard → Text Replacement*

Camera & Photos




Night Mode

In low light settings, activate Night Mode from the camera

Live Text

Copy Text from Camera Lens (OCR).

- From the camera, look for yellow brackets when the lens is pointed at text. Tap the small square icon  that appears to copy text

Quick scroll to the oldest photo

Tap the top center part of the screen in the photo app

Finding Photos

- Open Photos app
- Search by name, keyword, or camera type

Take a photo while recording video

Press the White button while recording to take video and photo simultaneously

Customizations & Coolness

Flip a coin


Need to make a decision? Ask Siri to "Flip a Coin".

Widgets

At-a-glance access to popular features (e.g. calendar, weather)

- Long tap the Home Screen → + → choose available widgets

Document Scanner: Notes app

- Go to Notes →  → Scan Documents



Shortcuts App

Automate multi-step tasks with one tap

White-noise machine

- *Settings* → *Accessibility* → *Audio/Visual* → *Background sounds*

Customize vibrations for contacts

- *Contacts* → *Edit* → *Text Tone* → *Haptics*



Measure App

Uses the camera to get a decent measurement. Also has a level!

Back Tap

Activates features on your phone by tapping the back 2 or 3 times.

- *Accessibility* → *Touch* → *Back Tap*
Does not work if you have a case on your phone.

Safety & Security

Guided Access

When active, disables the ability to switch between apps.

- *Settings* → *Accessibility* → *Guided Access*
- Triple Click

Bypass Silent Mode for Emergency Contacts

Allows calls and notifications even if the phone is silent or a focus is enabled.

- *Contacts* → *Edit* → *Ringtone* → *Emergency Bypass ON*

Auto-delete One Time Passwords (OTPs):

- *Settings* → *Passwords* → *Password Options* → *Clean Up Automatically*

Locate your iPhone that's turned off

- *Settings* → *Apple ID* → *Find My* → *Find my iPhone* → *Find My Network ON*

Self-Destruct

Erases everything if the wrong password is entered 10 times. **Proceed with caution! You cannot undo this action.**

- *Settings* → *Face ID and Passcode* → *Erase Data*

Hide screenshots and photos

- *Photos* → *Library* → Tap Photo or Folder →  → Hide

Disable Control Center when iPhone is Locked

- *Settings* → *Face ID and Passcode* → *Control Center OFF*

Medical ID

Health → *Summary* → *Profile Picture*

 → *Medical ID* → *Edit*

Add

- Medical Conditions
- Medical Notes
- Allergies & Reactions
- Medications
- Blood Type
- Organ Donor Status
- Height/Weight
- Primary Language
- Emergency Contacts
- First Responder Access: share during emergency call

Apple Watch adds additional features such as crash and fall detection, walking steadiness, high/low/irregular heart rate, and noise notifications.

Hide iPhone Apps

- *App Store* → *Account* → *Apps* → *Swipe Left* → *Hide*

Productivity

Automatically close safari tabs

- *Settings* → *Safari* → *Close Tabs* → *After One Day, One Week, One Month*

NameDrop

Share contact info instantly

- *Settings* → *General* → *Airdrop* to confirm that Airdrop is enabled
- Hold your phone near another iPhone, and your contact cards should automatically appear on each other's phones.

Remind

- "Hey Siri, Remind me to... water the flowers"

Focus When Locked

- *Settings* → *Focus* → *Options* → *Always preset* → *While Locked*

Screenshot: share with contact

- Take screenshot → long tap on thumbnail preview in bottom left → choose contact

Screenshot: add a signature

- Take screenshot → tap thumbnail preview in bottom left → + → Add Signature

Gestures

- **Tap:** touch the screen lightly with one finger
- **Swipe:** while touching the screen, move your finger up, down, left, right, or diagonally
- **Long Tap:** Press and hold your finger on the screen for about 1 second
- **Pinch/Expand:** Place two fingers on the screen. Bring them closer together (pinch) to zoom in, pull them apart (expand) to zoom out.
- **Screenshot:** Simultaneously press and then release the side button and volume up button
- **Emergency SOS:** Press and hold the side button and either volume button
- **Undo:** shake your phone to undo the last step you've taken
 - OR swipe left with three fingers
 - OR single tap with three fingers