


# OverDrive® TEST DRIVE

DEMO AND LEND EBOOK DEVICES

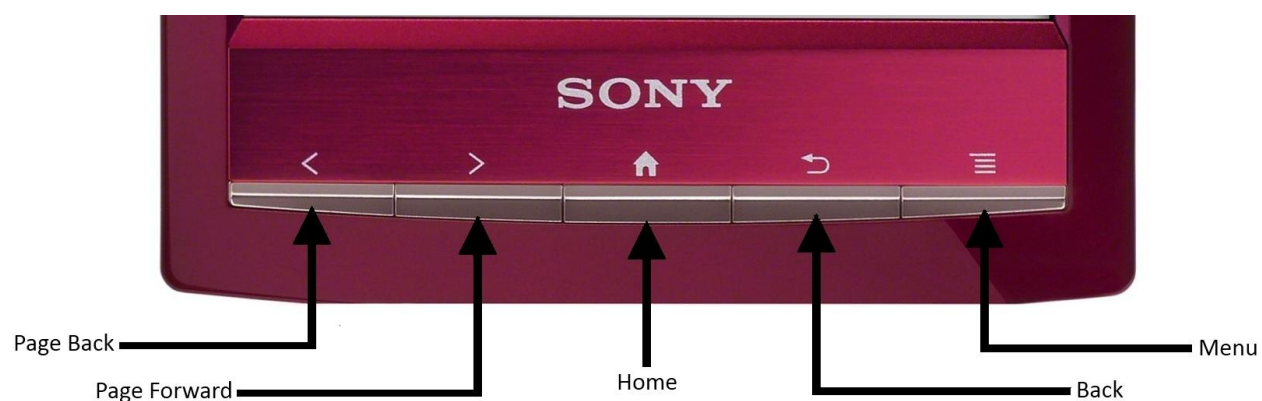


## Quick Start: [Sony Reader Wi-Fi \(PRS-T1\)](#)

This Sony Reader Wi-Fi (PRS-T1) has been set up to provide easy access to eBooks from your library. You can browse, check out, and download eBooks, plus try the Sony Reader Wi-Fi to see what it's like.

### Navigation

To navigate the Sony Reader, use the buttons shown below.



There are also several touchscreen commands available while reading.


- Pinch to zoom to adjust text size. (You have to push Back to exit zoom mode.)
- Swipe right-to-left to turn a page, or swipe left-to-right to go back a page.
- Swipe bottom-to-top to turn a page, or swipe top-to-bottom to go back a page.
- Tap the right side of the screen to turn a page, or tap the left side of the screen to go back a page.

### To check out an eBook from your library...

1. Press the **Home** button to open the Home screen.
2. Tap the arrow at the bottom-right-hand corner of the screen, then tap **Public Library** to open the browser to the library search page.
  - Your library should already be bookmarked. To find it, tap the **Bookmarks** button in the top-right-hand corner of the screen (it's shaped like a heart).
3. Tap your library, and start browsing.
  - Tap **Browse** to browse through the available categories.
  - Tap **Search** to find something specific.

# OverDrive® TEST DRIVE

DEMO AND LEND EBOOK DEVICES



4. Once you find a title you're interested in, tap it to begin checkout.
  - You can add the title to your cart, then follow the prompts to complete checkout.
  - You can also add the title to your wish list, which lets you easily find it when you want to.
  - If there aren't any copies of a title available, you can join the waiting list. You'll get an email when the book is available so you can check it out later.
  
5. With a book checked out, just tap **Download**.
  - Tap the status bar at the very top of the screen to see the download progress.
  - Once the download is complete, tap the title in the status bar to open the eBook.

For help, contact your library, or [take a look at Sony's support page](#), where you can find contact information and detailed product guides.